

Corporate Parenting Board

Areas of Focus

14/09/23

Period: To 31/07/2023

CITY OF
WOLVERHAMPTON
COUNCIL

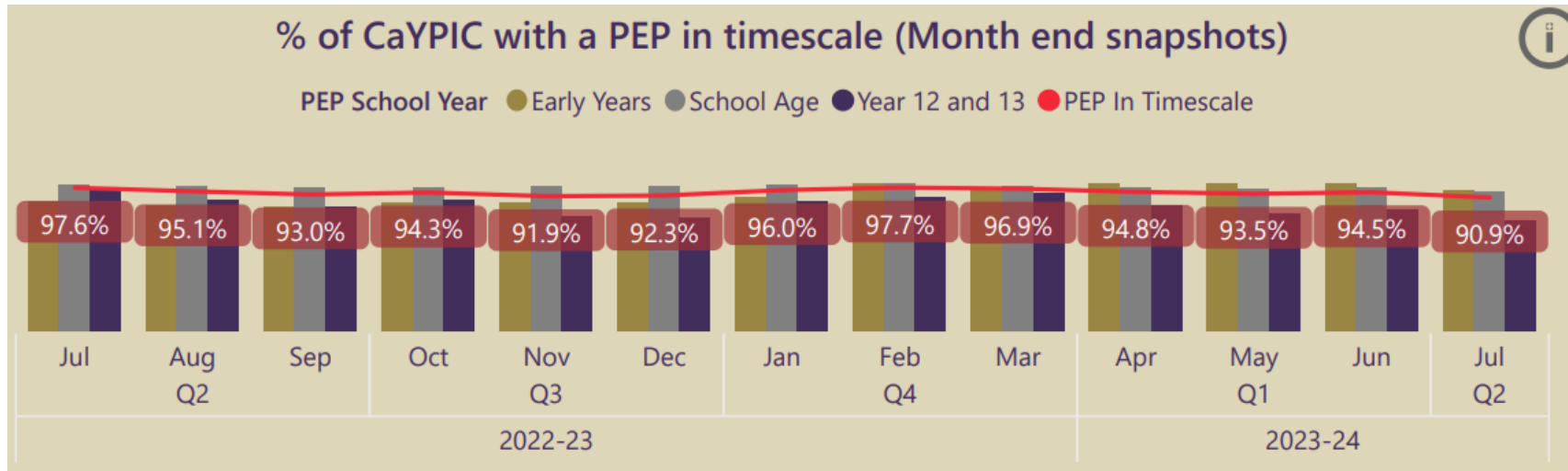
Data &
Analytics

wolverhampton.gov.uk



Areas of focus

% of CaYPIC with a PEP in timescale - The overall percentage of CaYPIC with a PEP in timescale has remained consistent and above 90% for the past 12 months, with 90.9% recorded in July. Slight reductions have been seen across all age groups in July with 'Early-Years' recording 95.8% PEP in timescale (100% the previous month). The percentage for 'School Age' was 93.8% (94.5% last month) and 'Years 12 & 13' has seen a decrease from 78.8% to 73.6%. There were 48 PEP fails at the end of July which had doubled from May's figure of 24; 28 are school age children, 19 are in Years 12 and 13 and 1 Early years.

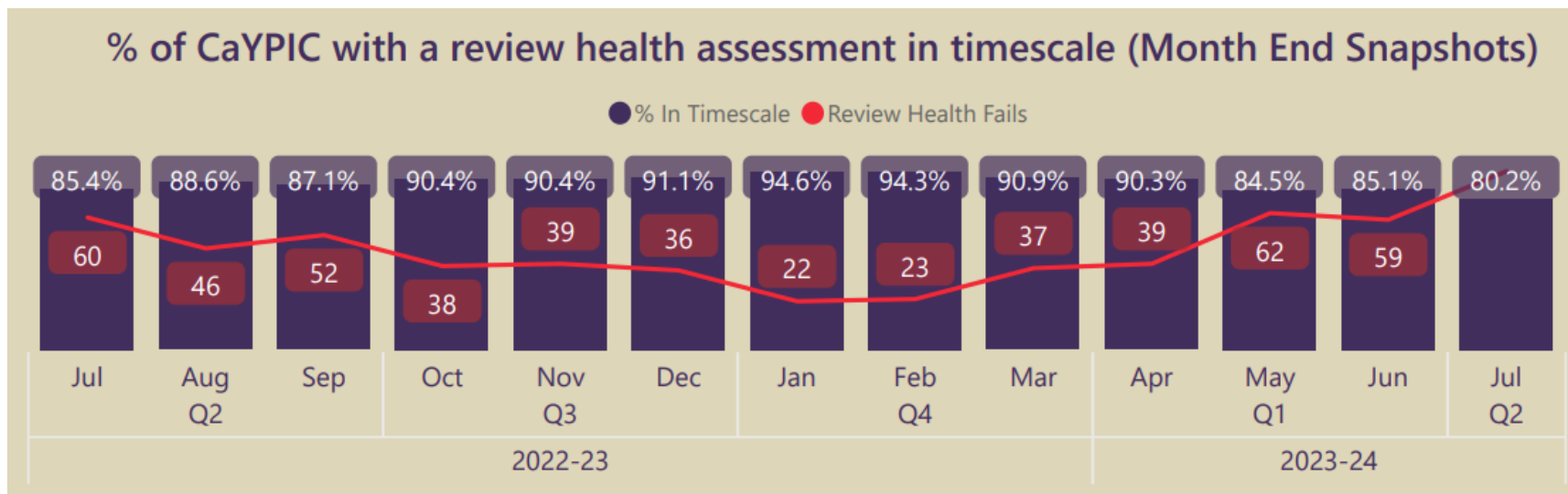


Service Comments - Pep performance continues to be an area of strength with performance consistently over 90%.

Areas of focus

% CAYPIC with a review health assessment in timescale - The overall percentage of CaYPIC with a review health assessment in timescale decreased to 80.2% in July with 80 fails, from 85.1% with 59 fails in June and after consistently being around or above 85% in the past 12 months.

The overall percentage remains below the latest published percentages for our statistical neighbours (90.2%), the West Midlands (86%) and England (89%).



Service Comments – As of 14/08/23, all medicals which were outstanding have been returned with a reason for the fail.

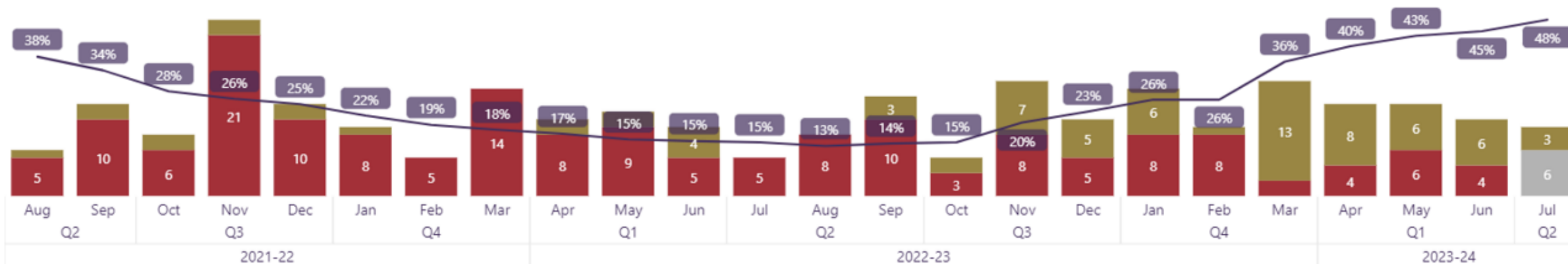
Areas of focus

% CaYPIC with an initial health assessment within 20 working days of CaYPIC start- The percentage of CaYPIC starts has continued to increase with 48% for July with an Initial Health assessment within 20 working days. There has been a month-on-month increase in the overall percentage for the past seven months.

As of 08/08/2023, 6 CaYPIC have been open less than 20 working days and 3 passed and there are no fails reported.

% of CaYPIC starts within the month with an initial health assessment in 20 working days

● Fail ● Open less than 20 working days ● Pass ● Initial Health In Timescale (Rolling 12 Months)

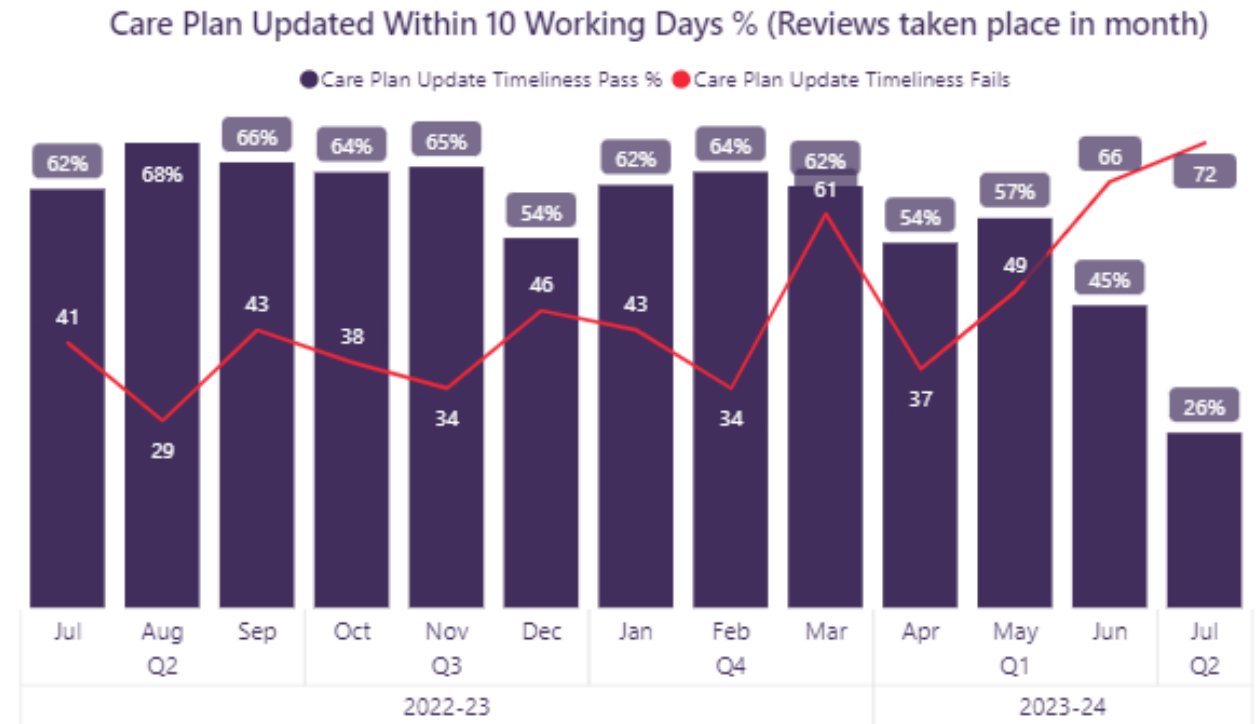


Service Comments – The completion of initial health assessments continues to gradually increase. The CaYPIC, Strengthening families and fostering service manager continue to attend a monthly operational health steering group with partners to continue to work in collaboration on how to support each other to complete these within timescales.

Areas of focus

Care Plan Updated Within 10 Working Days % – Only 26% of young people with a review completed in July had their care plan updated within 10 working days, with 72 fails. This has reduced significantly from 45% with 66 fails in June. There are 49 fails within the 3 CAYPIC teams.

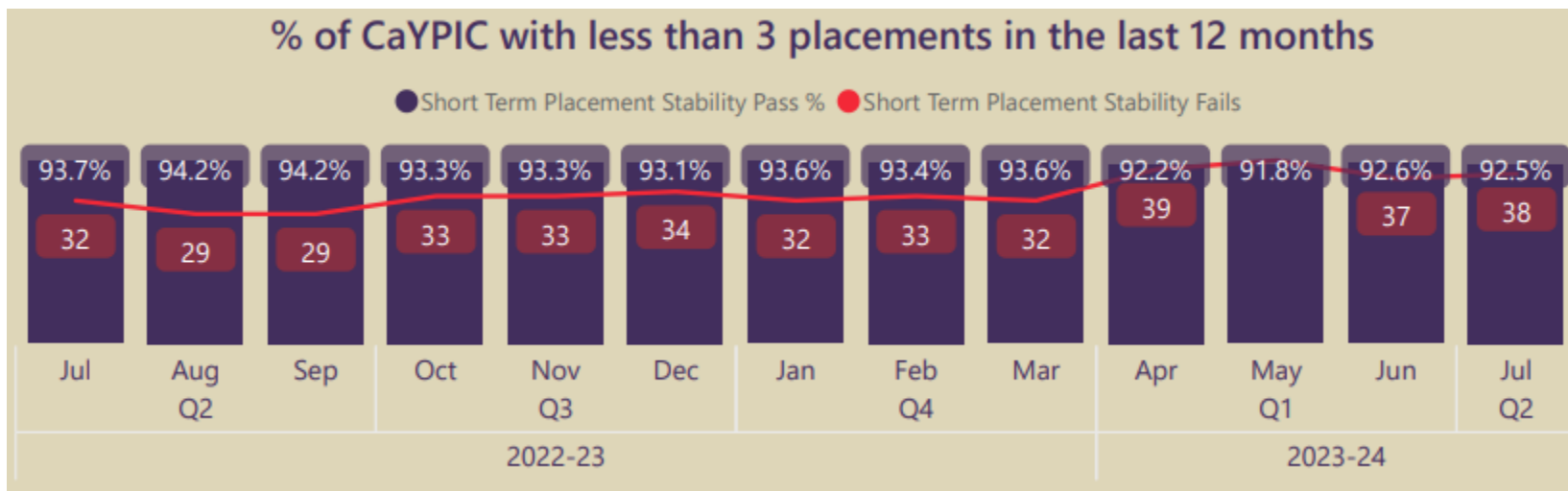
As of 16/08/23, the percentage for July had improved to 32% and June's performance had improved to 48% in timescale with 61 fails.



Service Comments - The overall performance this month has been affected by the high levels of sickness within the teams and discussions to take place with Sonia Mahay to ask whether the IRO's are managing to update their minutes before the 10 working days.

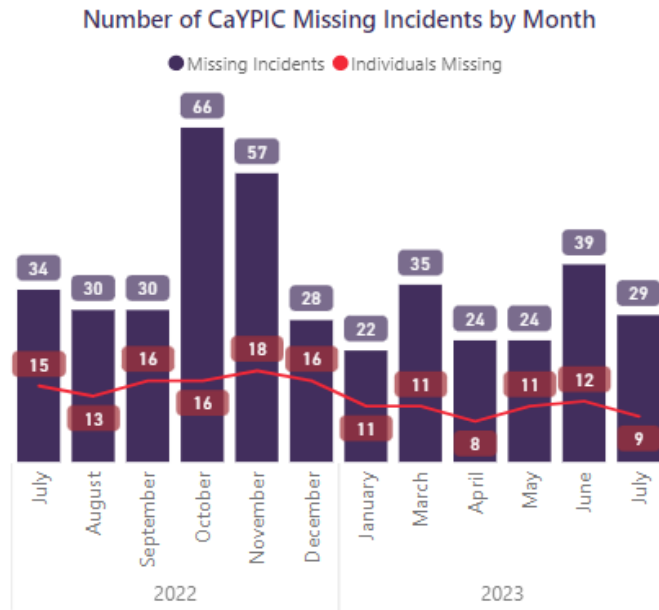
Areas of focus

Short Term Placement Stability % – The percentage of CaYPIC with less than 3 placements in the last 12 months is 92.5% and 38 fails. The percentage of CAYPIC has gradually decreased over the last few months as the number of fails has risen, however the percentage remains above West midlands, statistical neighbours and England but is below Wolverhampton’s latest published figure (94%)



Areas of focus

Number of CaYPIC Missing Incidents by Month – There has been a slight increase in the number of missing incidents in the last two months increasing to 39 incidents in June and 29 in July from 24 in the previous two months. In July there were 29 missing incidents recorded for 9 CAYPIC; 14 episodes were children and young people missing from Foster care, 8 from residential, 6 parental/family home and 1 other. There have been no CAYPIC missing for 7 days or more over the previous three months, however July saw one episode of 7 days or more recorded. Fewer children and young people have gone missing for less than 24 hours in July compared to previous months.



Year	2022											2023						
Missing From	February	March	April	May	June	July	August	September	October	November	December	January	February	March	April	May	June	July
Foster care	8	9	8	5	12	18	13	20	49	36	14	12	20	19	12	16	20	14
Other	2	1	1	3		2	1	1	4	2	2	2	1		2	1		1
Parental/family home				1	1	2	3		3	8	4	1	1				4	6
Residential Home	11	17	21	7	5	12	13	7	7	9	7	6	6	15	10	7	13	8
School			1	2	7			2	3	2	1	1	1	1			2	
Total	21	27	31	18	25	34	30	30	66	57	28	22	29	35	24	24	39	29

Year	2022											2023						
Time Missing	February	March	April	May	June	July	August	September	October	November	December	January	February	March	April	May	June	July
<24 Hours	6	10	9	6	8	17	4	11	27	17	6	7	12	7	5	6	14	4
1 Day	14	13	18	6	8	12	13	11	27	29	14	7	10	19	12	14	18	20
2-6 Days	1	3	4	4	5	4	9	7	10	10	6	7	7	7	7	4	7	4
7+ Days			1	2	4	1	4	1	2	1	2	1		2				1
Total	21	27	31	18	25	34	30	30	66	57	28	22	29	35	24	24	39	29

Service Comments - Overall during the summer months we do see an increase in missing . The number of CYPICs's going missing is decreasing , the number of missing incidents is increasing but this is skewed by one young person , this young person accounted for 41% of the missing incidents over the last 3 months . The young person is being support via Mace .